

ShenZhen Sintronic

Technology Company Limited



 **SINTRONICTECH**
MAKE A DIFFERENCE

Tim Wu
Sales Engineer













Address: No. 3368, Pengrunda
Commercial Plaza Shenzhen
City, China. 518000
Website: <https://sintronictech.com>
Email: tim@sintronictech.com
Mobile: +86-15813805304
China Leading Manufacturer
Access & Security System







scan this code using the WhatsApp
camera to get my number



Access Control, Turnstile Gate, Security Guard
Parking Guidance, Parking Ticketing System




Manufacturer





<div style="border: 1px solid black; padding: 5px; display: inline-block; margin-right: 10px;">①</div> Access Control System E Catalog V5.0 Access Control Manufacturing Department Website:sintronicaccess.com				
Access Controller	Stand Alone Unit		RFID Reader	
				
Page 3-5/ Click->Go	Page 6-13/ Click->Go		Page 14-16/ Click->Go	
Electronic Lock		Bracket	RFID Card	Remoter
				
Page 17-23/ Click->Go		Page 24-26/ Click->Go	Page 27-28/ Click->Go	Page 29/ Click->Go
Power Supply	Exit Button	Emergency Button	WIFI Electric Relay Module	Intelligent Lock
				
Page 30	Page 31-33	Page 34	Page 35-37	Page 38-40
1.Rfid Card Access Control 2.Biometric Fingerprint&Face Recognition Access Control 3.QR Bar Code Access Control 4.Wifi Access Control				





S/N	Name	Model	Picture	Technical Parameters	/	Link	Remark
<div style="border: 1px solid black; display: inline-block; padding: 5px;">Access Controller</div>							
32Bit Series (LAN Remote Control,Web Control)							
1	Single Door Access Controller TCP/IP	32BIT01		Size:160*106mm Power Box Size:273mm*228mm*65mm Communication Model:TCP/IP Power Supply:12VDC 4-7A Reader Input Format:Wiegand26/34 Card Capacity:40,000 Units Record Capacity:100,000 Units Database available:Access,SQL2008 ,compatible with SQL2000,SQL2005 Software:Free	/	More Photo ->Click	1.Integrated functions of remote access,interlock,anti-pass,multi-card.,ect 2.V8.81 Version Software
2	2 Door Access Controller TCP/IP	32BIT02					
3	4 Door Access Controller TCP/IP	32BIT04					
4	Integrated Fire and Alarm Extend Board	32BIT-EXT		Four relay alarm output. Connectable to fire signal Input Time delay 0~6000 second adjustable Can control the illegal break-in alarm			





S/N	Name	Model	Picture	Technical Parameters	/	Link	Remark
64 Bit Series Premium (Barcode, Video Linkage)							
5	Single Door Access Controller TCP/IP	64BIT01		Size:160*106mm Power Box Size:273mm*228mm*65mm Communication Model:TCP/IP Power Supply:12VDC 4-7A Reader Input Format:Wiegand26-40 Card Capacity:40,000 Units Record Capacity:100,000 Units Database available:Access,SQL2008 ,compatible with SQL2000,SQL2005 Software:Free	/	More Photo ->Click	1.Special Functions Of Bar Code Access and Support Video interlinked to take screen shoot (Hivision Camera, 2.Option For OEM 4G 3.V8.5 Software
6	2 Door Access Controller TCP/IP	64BIT02					
7	4 Door Access Controller TCP/IP	64BIT04					
8	Integrated Fire and Alarm Extend Board	64BIT-EXT		Four relay alarm output. Connectable to fire signal Input Time delay 0~6000 second adjustable Can control the illegal break-in alarm			



S/N	Name	Model	Picture	Technical Parameters	/	Link	Remark
Elevator Controller							
9	20 Floors Elevator ,Cabinet Access Controller Tcp/Ip	EC20SET		Size:160*106mm Power Box Size:273mm*228mm*65mm Communication Model:TCP/IP Power Supply:12VDC 4-7A Reader Input Format:Wiegand26/34 Card Capacity:20,000 Units Record Capacity:100,000 Units Database available:Access,SQL2008 ,compatible with SQL2000,SQL2005 Software:Free Integrated functions of remote access,interlock,anti-pass,multi-card.,ect	/	More Photo ->Click	V8.81 Plus Version Software
10	20 Floors Elevator Extend Board	EXT20		<ul style="list-style-type: none"> ◆ 300DT20 Extend Board ◆ Output: 20 circuit 			




S/N	Name	Model	Picture	Technical Parameters	/	Link	Remark
Stand Alone Unit							
RFID Standalone Unit							
11	Outdoor Standalone Unit ID 125KHZ wg26	SA-RF01		Waterproof stand alone unit Material:ABS Plastic Card Capacity:16000cards Card Type :EM card Reading Range:5-8cm Operation Mode:Card Working Voltage:12V DC+-10% Dimension:86*86*64mm CE /FCC/ROSH Qualify		None	Without Key Pad
12	Outdoor Standalone Unit ID 125KHZ	SA-RF02		Waterproof stand alone unit Material:ABS Plastic Card Capacity:1000cards Card Type :EM card Reading Range:5-8cm Operation Mode:Card Working Voltage:12V DC+-10% Dimension:86*86*64mm CE /FCC/ROSH Qualify		None	Without Key Pad
13	Economical Standalone Unit ID 125KHZ (keypad)	SA-RF03KP		Waterproof stand alone unit Material:ABS Plastic Card Capacity:1000cards Card Type :EM card Reading Range:5-8cm Operation Mode:Card, Card+Password Working Voltage:12V DC+-10% Dimension:120*78*22 mm CE /FCC/ROSH Qualify		More Photo ->Click	IC Type USD9.9 Per Unit



S/N	Name	Model	Picture	Technical Parameters	/	Link	Remark
14	Standalone Unit (ID 125KHZ keypad)	SA-RF04KP		Waterproof stand alone unit Material:ABS Plastic Card Capacity:2000cards Card Type :EM card Reading Range:5-8cm Operation Mode:Card, Card+Password Working Voltage:12V DC+-10% CE /FCC/ROSH Qualify Dimension:108*78*20mm		None	luxuty design
15	Touch Screen Stand alone Unit (Keypad with Night vision)	SA-RF05KPT		Waterproof stand alone unit Material:ABS Plastic Card Capacity:1000cards Card Type :EM card Reading Range:5-8cm Operation Mode:Card, Card+Password Working Voltage:12V DC+-10% Dimension:121*57*20mm CE /FCC/ROSH Qualify		More Photo ->Click	IC Type USD15.9 Per Unit
16	Metallic stand alone unit id 125Khz	SA-RF06MKP		Waterproof stand alone unit Card Capacity:2000cards Card Type :EM card Reading Range:5-8cm Operation Mode:Card, Card+Password Working Voltage:12V DC+-10%	/	More Photo ->Click	CE /FCC/ROSH Qualify Dimension:140*58*27mm
17	Metalic stand alone unit id 125Khz	SA-RF07MKP		Waterproof stand alone unit Card Capacity:1000cards Card Type :EM card Reading Range:5-8cm Operation Mode:Card, Card+Password Working Voltage:12V DC+-10% Dimension:120*76*28mm		None	CE /FCC/ROSH Qualify



S/N	Name	Model	Picture	Technical Parameters	/	Link	Remark
18	Metalic Outdoor Waterproof stand alone unit	SA-RF08MKP		Waterproof stand alone unit Card Capacity:2000cards Card Type :EM card Reading Range:5-8cm Operation Mode:Card, Card+Password Working Voltage:12V DC+-10% CE /FCC/ROSH Qualify Dimension:120*76*28mm		None	CE /FCC/ROSH Qualify
19	Touch screen stand alone unit id 125Khz Wg26	SA-RF09MKP		Waterproof stand alone unit Card Capacity8000cards Card Type :EM card Reading Range:5-8cm Operation Mode:Card, Card+Password Working Voltage:12V DC+-10% Dimension:115*80*24mm		Working Voltage:12V DC+-10% CE /FCC/ROSH Qualify Dimension:115*80*24mm	CE /FCC/ROSH Qualify
20	Touch screen stand alone unit id 125Khz	SA-RF10MKP		Waterproof stand alone unit Card Capacity:4000cards Card Type :EM card Reading Range:5-8cm Operation Mode:Card, Card+Password Working Voltage:12V DC+-10% CE /FCC/ROSH Qualify Dimension:115*80*24mm		None	ID
21	NFC Dual Frequency ID+IC Standalone Unit	SA-NFC01		Waterproof stand alone unit Material:ABS Plastic Card Capacity:10000cards Card Type :EM card Reading Range:5-8cm Operation Mode:IC+ID Card, Card+Password Working Voltage:12V DC+-10% Dimension:121*57*20mm		None	125khz+13.56 Mhz Frequency

S/N	Name	Model	Picture	Technical Parameters	/	Link	Remark
Fingerprint Standalone Unit							
22	Fingerprint stand alone unit ID125KHZ	SA01Finger		Working voltage: DC12V Static current: <100ma Unlocking method: fingerprint, password, IC card Fingerprint type: semi -conductor collection module Storage capacity: 120 fingerprint 120 cards a set of general passwords Reading card distance: 3-5cm	/	None	Card reading mode: WG26 output Management card: You can set up adding cards and delete cards
23	Fingerprint stand alone unit ID 125KHZ Metallic	SA02Finger		Working voltage: DC12V Static current: <100ma Unlocking method: fingerprint, password, IC card Fingerprint type: semi -conductor collection module Storage capacity: 300 fingerprint 10000 cards a set of general passwords Reading card distance: 3-5cm Card reading mode: WG26 output		None	IC Tyoe is usd35.9
24	Fingerprint stand alone unit ID125KHZ ABS	SA03Finger		Power Supply: DC 9-12V < 100mA Read Card Distance: 0-60mm Fingerprint Capacity: 1000 Units Read Card Style:Fingerprint , EM Card Output signal: Wiegand 26 and can work as stand alone unit Size:155(L)×66(W)×28(H)(mm)		More Photo ->Click	IP65
25	Out Door Fingerprint stand alone unit with Remoter	SA04Finger		Power Supply: DC 9-12V < 100mA Read Card Distance: 0-60mm Fingerprint Capacity: 1000 Units EM Card Capacity:2000 Units Read Card Style:Fingerprint , EM Card Output signal: Wiegand 26 and can work as stand alone unit		More Photo ->Click	IP66




S/N	Name	Model	Picture	Technical Parameters	/	Link	Remark
Face Recognition Standalone Unit							
26	4.5 inch Dynamic Face Recognition Standalone Unit Tcp/ip Wg26	SA-0145FR		Input voltage:12DC Face store capacity 2000 Units Em card:2000units Password:2000 units Pixel:200W , Communication:TCP/IP Time attendance capacity:100,000 units One group of wiegand 26 signal		More Photo ->Click	/
27	5 inch Dynamic Face Recognition Standalone Unit Tcp/ip Wg26	SA-0150FR		Input voltage:12DC Face store capacity 2000/5000 Units Em card:2000units Password:2000 units Pixel:200W , Communication:TCP/IP Time attendance capacity:100,000 units One group of wiegand 26 signal		More Photo ->Click	/



S/N	Name	Model	Picture	Technical Parameters	/	Link	Remark
28	7 inch Dynamic Face Recognition Standalone Fingerprint 3 in 1Unit Tcp/ip Wg26	SA-0170FR		Input voltage:12DC Face store capacity 2000 Units Fingerprint:10000 units Em card:2000units Password:2000 units Pixel:200W , Communication:TCP/IP Time attendance capacity:100,000 units One group of wiegand 26 signal	/	More Photo ->Click	/
29	Living Object Dual Face Recognition Standalone Unit Tcp/ip Wg26 For Turnstile Gate	SA-02FR		Input voltage:12DC Face store capacity:5000 Units Pixel:200W Wiegand26/34 output 1 unit of RJ45 10M/100M interface 2 units of switch signal output 1 unit of audio signal output 1 unit of alarm signal input 1 unit of RS485 interface 1 unit of two door access controller		More Photo ->Click	



S/N	Name	Model	Picture	Technical Parameters	/	Link	Remark
Mobile App Standalone Unit							
30	WIFI Standalone Unit Tuta App	SA-01APP		Waterproof and anti-disassembly Material:ABS Card Capacity:1000cards Control Type :EM card, APP Reading Range:5-8cm Operation Mode:Card, Card+Password Working Voltage:12V DC+-10% Can set up normal open period		None	CE /FCC/ROSH Qualify
31	WIFI Standalone Unit Tuta App	SA-02APP		Material:Metal Capacity:2000 Users Control Type :EM card,APP Reading Range:5-8cm Operation Mode:Card, Card+Password Working Voltage:12V DC+-10%		More Photo ->Click	CE /FCC/ROSH Qualify



S/N	Name	Model	Picture	Technical Parameters	/	Link	Remark
32	WIFI Standalone Unit Tuta App Fingerprint Em Card 3 in 1	SA-03APP		Waterproof and anti-disassembly Material: Metal Card Capacity: 1000 cards Control Type: EM card, Fingerprint, APP Reading Range: 5-8cm Operation Mode: Card, Card+Password Working Voltage: 12V DC+-10%	/	/	CE /FCC/ROSH Qualify
33	Cloud standalone unit IC 13.56MHZ (Bluetooth)	SA-01BT		Material: ABS Card Capacity: 1000 cards Control Type: EM card, Bluetooth, APP Reading Range: 5-8cm Operation Mode: Bluetooth, Card, Card+Password Working Voltage: 12V DC+-10% Cloud Base Option for wifi, 4g		More Photo ->Click	CE /FCC/ROSH Qualify




S/N	Name	Model	Picture	Technical Parameters	/	Link	Remark
RFID Reader							
34	RFID Reader Outdoor Waterproof id 125khz	Reader-01		Power Supply: DC 9-12V < 100mA Read Card Distance: 0-60mm Support: ID Card/125KHz Output signal:Wiegand 26bits/Wiegand 34 Size: 102×34×21mm Weight: 150g		None	Option For IC
35	RFID Reader id	Reader-02		RFID WIEGAND Reader For ID Card Power Supply: DC 9-12V < 100mA Read Card Distance: 0-60mm Support: ID Card/125KHz		None	Option For IC
36	RFID ReaderDual Frequency id 125khz +ic13.56mhz	Reader-Dual03		RFID WIEGAND Reader For ID Card Power Supply: DC 9-12V < 100mA Read Card Distance: 0-60mm Support: ID Card/125KHz+IC card13.56mhz		None	ID+IC




S/N	Name	Model	Picture	Technical Parameters	/	Link	Remark
37	EM Reader	Reader-Keypad04		WG26,EM Card Reader Power supply:DC12V Waterproof Size: 86×86×18 (mm)		More Photo ->Click	Option For IC
38	HID+EM+MIFARE Card Reader	Reader-HID05		Power Supply: DC 9-12V < 100mA Read Card Distance: 0-60mm Support: HID+EM+MIFARE Card Output signal: Wiegand 26bits/Wiegand 34 Size: 114×73×16mm Weight: 150g	/	None	HID+EM+IC Card
39	Barcode and IC card All in One Reader	Reader-Barcode06		Power Supply: DC 9-12V < 100mA Read Type:Paper barcode, Screen Barcode, IC card. USB Virtual Keypad. Interface:RS232,RS485,USB,Wiegand 26/ 34,RJ45		More Photo ->Click	/





S/N	Name	Model	Picture	Technical Parameters	/	Link	Remark
40	0-5 meter 915 UHF long range reader 7DB	READER-05UHF		<p>Work Frequency:902MHZ-----928MHZ Option for 865-870mHZ</p> <p>Work Model:Software setting frequency hopping or fixed frequency operation</p> <p>Support card: ISO 18000-6C (EPC Gen2)</p> <p>Full Interface: WG26/WG34/WG98, RS232/RS485, USB, TCP Standard</p> <p>Work current: 9V 150mA</p> <p>Size: 215mm × 215mm × 50mm</p> <p>Weight: 0.8kg</p>		None	Interface adding per module manufacturing cost is usd12 per extra interface such as usb,wg98,tcp/ip Interface:WG26 /WG34,RS485 OR RS232
41	0-10 meter 915 UHF long range reader	READER-10UHF		<p>Work Frequency:902MHZ-----928MHZ Option for 865-870mHZ</p> <p>Work Model:Software setting frequency hopping or fixed frequency operation</p> <p>Support card: ISO 18000-6C (EPC Gen2)</p> <p>Full Interface: WG26/WG34/WG98, RS232/RS485, USB, TCP Standard</p> <p>Interface:WG26/WG34,RS485 OR RS232</p> <p>Card reading distance: 0-5m (high power 0-8m)</p> <p>Working frequency: 915MHz</p> <p>Work current: 9V 150mA</p> <p>Size: 257mm × 257mm × 42mm</p> <p>Weight: 1.45kg</p>		None	Interface adding per module manufacturing cost is usd12 per extra interface such as usb,wg98,tcp/ip

S/N	Name	Model	Picture	Technical Parameters	/	Link	Remark
Electronic Lock							
Drop Bolt Lock							
42	2 cable drop bolt lock Mortise	BL-102		Standard Electric Bolt (2-core cable) Type: Fail safe Lock Size: 204×36×42mm Working Voltage: DC 12V±10% Support Door :wooden door/glass door/metal door/ fire-escape door Material: Aluminum/stainless steel Weight: 0.5kg		More Photo ->Click	2 cable
43	5 cable drop bolt lock Mortise low temperature with signal output and time delay	BI-105		Standard Electric Bolt (5-core cable) Type: Fail safe Lock Size: 204×36×42mm (NO, NC, COM) Working Voltage: DC 12V±10% Support Door :wooden door/glass door/metal door/ fire-escape door Material: Aluminum/stainless steel Weight: 0.7kg		More Photo ->Click	NO/NC/COM



S/N	Name	Model	Picture	Technical Parameters	/	Link	Remark
44	5 cable drop bolt lock low temperature with signal output and time delay	BL-205Narrow		Standard Electric Bolt (5-core cable) Type: Fail safe Lock Size: 205×35×42mm (NO, NC,COM) Working Voltage: DC 12V±10% Support Door :wooden door/glass door/metal door/ fire-escape door Material: Aluminum/stainless steel Weight: 0.7kg		None	NO/NC/COM
45	6 cable drop bolt lock low temperature with signal output and time delay	BL-206Narrow		Standard Electric Bolt (6-core cable) Type: Fail Secure Lock Size: 204×36×42mm (NO, NC,COM) Working Voltage: DC 12V±10% Support Door :wooden door/glass door/metal door/ fire-escape door Material: Aluminum/stainless steel Weight: 0.7kg	/	None	low temperature with signal output and time delay





S/N	Name	Model	Picture	Technical Parameters	/	Link	Remark
46	9 cable drop bolt lock low temperature with signal output and time delay	BL-209Narrow		<p>Standard Electric Bolt (6-core cable) Type: Fail Secure Lock Size: 205×35×42mm (NO, NC, COM) Working Voltage: DC 12V±10% Support Door :wooden door/glass door/metal door/ fire-escape door Material: Aluminum/stainless steel Weight: 0.7kg</p>		None	Low temperature with signal output and time delay
47	Surface Mounted drop bolt lock low temperature with signal output and time delay	BL-304Mounted		<p>Standard Electric Bolt (4-core cable) Type: Fail safe (NO/NC, COM) Working Voltage: DC 12V±10% Support Door :wooden door/glass door/metal door/ fire-escape door Material: Aluminum/stainless steel Weight: 0.7kg</p>		None	Low temperature with signal output and time delay
48	Frameless drop bolt lock with time delay	BL-404 Frameless		<p>Power Supply:12V DC Output contact:NO/NC/COM Time delay adjustable:0,3,6 seconds Suitable for glass door thickness from 8-12mm</p>		None	Time delay




S/N	Name	Model	Picture	Technical Parameters	/	Link	Remark
Strike Lock							
49	Narrow Panel Drop Bolt Strike Lock	SL-102 Narrow		Lock Size: 129×28×34mm Type: Fail safe, can be customized fail secure Working Voltage: DC 12V±10% Support Door: Wooden door/metal door Face plate Housing: Painted steel Material: Aluminum/stainless steel Weight: 0.35 kg	US\$12.90	US\$12.60	None /
50	Long Panel Drop Bolt Strike Lock	SL-102 Long		Lock Size: 250×25×31mm Type: Fail Safe, can be customized fail secure Working Voltage: DC 12V±10% Support Door: Wooden door/metal door Face plate Housing: Painted steel Material: Aluminum/stainless steel NO,NC,COM Weight: 0.35 kg	US\$12.90	US\$12.60	None /
51	Narrow Panel Drop Bolt Strike Lock with signal feedback	SL-105 Narrow		Lock Size: 129×28×34mm Type: Fail safe, can be customized fail secure Working Voltage: DC 12V±10% Support Door: Wooden door/metal door Face plate Housing: Painted steel Material: Aluminum/stainless steel Weight: 0.35 kg	US\$13.90	US\$13.60	None /




S/N	Name	Model	Picture	Technical Parameters	/	Link	Remark
Magnetic Lock							
180KG / 350-450 LBS							
52	Single Door Electro-Magnetic Lock (180KG)	Mag-180		Type: Fail Safe, without singnal feedback U/I: DC12V/300MA Size: L170*W42*H21MM	/	More Photo ->Click	2 cable
53	Single Door Electro-Magnetic Lock (180KG) with signal feedback	Mag-180Signal		Type: Fail Safe, singnal feedback U/I: DC12V/300MA Size: L170*W42*H21MM		More Photo ->Click	NO/NC/COM
54	Two Door Electro-magnetic Lock (180KG×2)	Mag-1802		Type: Fail Safe, without singnal feedback U/I: DC12V/300MA Size: L340*W42*H21MM		More Photo ->Click	/
55	Two Door Electro-magnetic Lock (180KG×2) with signal feedback	Mag-1802Signal		Type: Fail Safe, singnal feedback U/I: DC12V/300MA Size: L340*W42*H21MM		More Photo ->Click	NO/NC/COM





S/N	Name	Model	Picture	Technical Parameters	/	Link	Remark
280KG/550-650 LBS							
56	One-door Electro-magnetic Lock (280KG)	Mag-280		Type: Fail Safe, without singnal output U/I: DC12V/460MA Size: L250*W47*H25MM	/	More Photo ->Click	/
57	One-door Electro-magnetic Lock With signal feedback(280KG)	Mag-280Signal		Type: Fail Safe, with singnal output ,with time delay U/I: DC12V/460MA Size: L250*W47*H25MM		More Photo ->Click	NO/NC/COM
58	Two Door Electro-magnetic Lock (280KG×2)	Mag-2802		Type: Fail Safe, without singnal Feedback U/I: DC12V/460MA Size: L500*W47*H25MM		More Photo ->Click	/
59	Two Door Electro-magnetic Lock With signal feedback (280KG×2)	Mag-2802Signal		Type: Fail Safe, without singnal Feedback U/I: DC12V/460MA Size: L500*W47*H25MM		More Photo ->Click	NO/NC/COM





S/N	Name	Model	Picture	Technical Parameters	/	Link	Remark
380KG/750-900 LBS							
60	One-door Electro-magnetic Lock (350KG)	Mag-380		Type: Fail Safe, without singnal Feedback U/I: DC12V/480MA Size: L285*W55*H29MM	/	More Photo ->Click	2 cable
61	One-door Electro-magnetic Lock LED Indication Light(500KG)	Mag-380Signal		Type: Fail Safe, without singnal Feedback U/I: DC12V/480MA Size: L285*W55*H29MM		More Photo ->Click	NO/NC/COM





S/N	Name	Model	Picture	Technical Parameters	/	Link	Remark
Lock Bracket							
62	L Type Bracket For 180KG Magnetic Lock	Bracket-Mag180L		Support Door: Wooden door open toward inside, metal door, narrow frame door Door Open Mode: 90 degree one-way, Weight:0.318kg Material: Aluminum Size: 265*65*60mm		More Photo ->Click	L- 180KG
63	L Type Bracket For 280KG Magnetic Lock	Bracket-Mag280L		Support Door: Wooden door open toward inside, metal door, narrow frame door Door Open Mode: 90 degree one-way, Weight:0.318kg Material: Aluminum Size: 265*65*60mm		More Photo ->Click	L-280KG
64	U Type Bracket For Magnetic Lock of 180KG ,280KG	Bracket-Mag180U		Support Door: Frameless glass door Glass Thickness: 8~5mm Door Open Mode: 180 degree one-way, Weight: 0.242kg Material: Aluminum Size: 105*60*45mm		More Photo ->Click	U-180KG
65	U Type Bracket For Magnetic Lock of 180KG ,280KG	Bracket-Mag280U		Support Door: Frameless glass door Glass Thickness: 8~5mm Door Open Mode: 180 degree one-way, Weight: 0.242kg Material: Aluminum Size: 105*60*45mm		More Photo ->Click	U-280KG






S/N	Name	Model	Picture	Technical Parameters	/	Link	Remark
66	LZ Type Bracket For Magnetic Lock of 180KG	Bracket-Mag180LZ		Support Door: Wooden door open toward inside, metal door, narrow frame door Door Open Mode:90 degree one-way, Weight:0.718kg Material: Aluminum Size: 270*60*60mm	/	More Photo ->Click	LZ-180KG
67	LZ Type Bracket For Magnetic Lock of 280KG	Bracket-Mag280LZ		Support Door: Wooden door open toward inside, metal door, narrow frame door Door Open Mode:90 degree one-way, Weight:0.718kg Material: Aluminum Size: 270*60*60mm	/	More Photo ->Click	LZ-280KG
68	70mm oval hole Bracket	Bracket-BL70		Material:Aluminum Door Type Applicable:Bottom Frameless Glass Door Door-open Mode:180 Degree One-way Open Support Lock: Drop Bolt Type		None	Bolt Lock Bracket





S/N	Name	Model	Picture	Technical Parameters	/	Link	Remark
69	80mm Round Hole Bracket	Bracket-BL80		<p>Material:Aluminum</p> <ul style="list-style-type: none"> • Door Type Applicable:Bottom Frameless Glass Door • Door-open Mode:180 Degree One-way Open <p>Support Lock: Drop Bolt Type</p>		None	Bolt Lock Bracket
70	U Bracket For Drop Bolt Lock	Bracket-BL U		<ul style="list-style-type: none"> • Material:stainless steel • Door Type Applicable:Bottom Frameless Glass Door • Door-open Mode:180 Degree One-way Open <p>Support Lock: Drop Bolt Type</p>		None	Bolt Lock Bracket
71	ZL Bracket For Drop Bolt Lock	Bracket-BL-ZL		<p>Material:stainless steel</p> <p>Door Type Applicable:Frameless Glass Door</p> <p>Door-open Mode:180 Degree Two-way Open</p> <p>Support Lock: Drop Bolt Type</p>		None	Bolt Lock Bracket 2pcs is one set





S/N	Name	Model	Picture	Technical Parameters	/	Link	Remark
RFID Card							
72	EM White Card	Card-125K		125KHZ, WHITE		More Photo ->Click	EM
73	Mifare White Card	Card-1356M		13.56MHZ WHITE		More Photo ->Click	MIFARE
74	Key chain mifare card	Card-1356MKC		Material:ABS Frequency:13.56MHZ		More Photo ->Click	MIFARE
75	Wrist band Em Card	Card-125kWrist		RFID wrist band 125khz 100		More Photo ->Click	EM





S/N	Name	Model	Picture	Technical Parameters	/	Link	Remark
76	HID CARD	Card-HID		HID CARD FOR 26 34 ACCESS CONTROLLER	/	More Photo ->Click	HID
77	UHF Card	Card-UHF01		Uhf Card work for uhf long range reader	/	More Photo ->Click	/
78	UHF Sticker Windshield	Sticker -UHF/WS		UHF Sticker Windshield	/	More Photo ->Click	/
79	USB UHF CARD DISTRIBUTOR	DST-100UHF		Read and Write uhf card bumber		None	DESK TOP




S/N	Name	Model	Picture	Technical Parameters	/	Link	Remark
Remoters							
80	2 Button Remote Exit Control (copy /learning type)	RB-102Button		Power Supply:Button Battery Working Current:<=12mA Frequency:Adopt 433MHZ Emission Frequency Option For 315 and other wireless frequency Distance 30-100m Work way:Jog,Self-locking,Interlock		More Photo ->Click	Distance 30-100m
81	2 Channel Economical remote set (exit control+remote r)	RB-102Set		Power Supply:12V DC Working Current:<=12mA Frequency:Adopt 433MHZ Emission Frequency Option For 315 and other wireless frequency Distance 30-100m Work way:Jog,Self-locking,Interlock		More Photo ->Click	Distance 30-100m
82	4 Button Remote Exit Control (copy /learning type)	RB-204Button		Power Supply:Button Battery Working Current:<=12mA Frequency:Adopt 433MHZ Emission Frequency Option For 315 and other wireless frequency Distance 30-105m Work way:Jog,Self-locking,Interlock	/	More Photo ->Click	Distance 30-100m
83	4 Channel Remote set (exit control+remote r)	RB-204Set		Power Supply:12V DC Working Current:<=12mA Frequency:Adopt 433MHZ Emission Frequency Option For 315 and other wireless frequency Distance 30-100m Work way:Jog,Self-locking,Interlock		More Photo ->Click	Distance 30-100m

S/N	Name	Model	Picture	Technical Parameters	/	Link	Remark
Power Supply							
84	Special Power Supply for stand alone unit	Power-1203		Input:220V AC Output:12V DC, 3A/5A Time adjust:1S-10S NO/NC/COM	/	None	/
85	Power supply with metallic outdoor cover For access controller	Power-1205		Power supply with metallic cover Input voltage: 220—250VAC (OEM For 110VAC) Output voltage: 12VDC 3/5A can connect with recharge battery and with circuit protection Size:277mm*233mm*66mm Low voltage protection function double panel and durable	/	None	/
86	Power supply with metallic outdoor cover(Support Inner connect UPS battery)	Power-1205 Mini		Power supply with metallic cover Input voltage: 220—250VAC (OEM For 110VAC) Output voltage: 12VDC 3/5A can connect with recharge battery and with circuit protection 155mm*77mm*52mm	/	None	/
87	Special Power Supply for stand alone unit	PB-1203		Input:220V AC Output:12V DC, 3A/5A Time adjust:1S-15S NO/NC/COM	/	More Photo ->Click	12V3A
88	Power supply with metallic outdoor cover(Support Inner connect UPS battery)	PB-1205Plus		Power supply with metallic cover Input voltage: 220—250VAC (OEM For 110VAC) Output voltage: 12VDC 3/5A can connect with recharge battery and with circuit protection Size:372mm*263mm*70mm	/	More Photo ->Click	Low voltage protection function double panel and durable Battery is not included

S/N	Name	Model	Picture	Technical Parameters	/	Link	Remark
Exit Button							
89	Plastic I RFID Exit Button	Exit-01P		Electric Parameter: Max. current 3A@36VDC Contact Output: COM/NO Material: Plastic Size: 86×86×20mm		More Photo ->Click	/
90	Stainless Steel RFID Exit Button	Exit-02SSL		Exit Button(Stainless Steel) Size:86*28CM Electric Parameter:3A 36V DC MAX Working Voltage:12V DC+-10% Output contact:NO/COM Suitable For:Break Glassess in case of emergency Suitable For:Hollow Frame and Embeded Electric Case		More Photo ->Click	/
91	Stainless Steel RFID Exit Button	Exit-02SSB		Exit Button(Stainless Steel) Size:86*86CM Electric Parameter:3A 36V DC MAX Working Voltage:12V DC+-10% Output contact:NO/ COM Suitable For:Hollow Frame and Embeded Electric Case		More Photo ->Click	/
92	RFID Exit Button (Night Vision)	Exit-03NVL		Door Release Button(Night Luminums) Size:86*28CM Electric Parameter:3A 36V DC MAX Working Voltage:12V DC+-10% Output contact:NO/ COM Suitable For:Hollow Frame and Embeded Electric Case		More Photo ->Click	/



S/N	Name	Model	Picture	Technical Parameters	/	Link	Remark
93	RFID Exit Button (Night Vision)	Exit-03NVB		Door Release Button(Night Luminums) Size:86*86CM Electric Parameter:3A 36V DC MAX Working Voltage:12V DC+-10% Output contact:NO/ COM Suitable For:Hollow Frame and Embeded Electric Case		More Photo ->Click	/
94	Aluminum RFID Exit Button	Exit-04ALU		Electric Parameter: Max. current 3A@36VDC Contact Output: COM/NO Material: Aluminum Size: 86*50**20mm		More Photo ->Click	/
95	Aluminum RFID Exit Button	Exit-04ALUB		Electric Parameter: Max. current 3A@36VDC Contact Output: COM/NO/NC Material: Aluminum Size: 86×86×20mm	/	More Photo ->Click	/
96	Lock Key RFID Exit Button	Exit-05Key		Size:86*86*20mm Electric Parameter:3A/36V Dc max Output contact:NO/NC/COM Suitable for hollow Frame and embeded electric case		More Photo ->Click	NO/NC/COM



S/N	Name	Model	Picture	Technical Parameters	/	Link	Remark
97	Mushroom RFID Exit Button	Exit-06Mushroom		Size:86*86*20mm Electric Parameter:3A/36V Dc max Output contact:NO/NC/COM Suitable for hollow Frame and embeded electric case		More Photo ->Click	NO/NC/COM
98	Touch RFID Exit Button	Exit-07TB		Exit Button(Touch) Working Voltage:12V DC+-10% Size:86*86*20CM Electric Parameter:3A 36V DC MAX Output contact:NO/NC Suitable For:Hollow Frame and Embeded Electric Case		More Photo ->Click	NO/NC/COM
99	RFID Exit Button(IR)	Exit-L08IR		Electric Parameter: Max. current 3A@36VDC Contact Output: COM/NO/NC Material: Stainless steel Size: 113×68×30mm		More Photo ->Click	COM/NO
100	RFID Exit Button(IR)	Exit-B08IR		Electric Parameter: Max. current 3A@36VDC Contact Output: COM/NO/NC Material: Stainless steel Size: 86×86×30mm		More Photo ->Click	COM/NO




S/N	Name	Model	Picture	Technical Parameters	/	Link	Remark
Emergency Exit Button							
101	Glass Break Emergency Exit Button	Emg-101Glass		Break glass in case of emergency Contact output: NO/NC/COM Material: Plastic Size: 86×86×50mm	/	More Photo ->Click	Glass Break
102	Glass Break Double Pole Emergency Exit Button	Emg-102Glass		Double Pole Emergency Exit Button Size:86*86*20CM Electric Parameter:3A 36V DC MAX Working Voltage:12V DC+-10% Output contact:NO/NC/COM Suitable For:Break Glasses in case of emergency		More Photo ->Click	Double Pole
103	Push Rest Emergency Exit Button Single Pole	Emg-101RT		Emergency Push Exit Button Single Pole Contact output: NO/NC/COM Material: Plastic Size: 86×86×50mm		More Photo ->Click	Resettable


S/N	Name	Model	Picture	Technical Parameters	/	Link	Remark
-----	------	-------	---------	----------------------	---	------	--------


WIFI Electric Relay Module/Signal Breaker


104	DC5V WIFI Electric Relay Module Single Channel (Only 1 Set NO,NC,COM)	RELAY01		<p>[Product Name]: Signal Breaker Support 433 remoter connection Power Supply:AC85-250V [Output Voltage]: DC5-32V/USB5V [Product size]: 71 * 42 * 18mm (bare board) 72 * 45 * 29mm (with shell) 【 Wireless Type 】 : WI-FI2.4GHz Maximum load: 10A Wireless Standard: IEEE802.11 b/g/n [Operating environment]: Temperature -20~40 °C</p>		None	/
105	DC5-32V WIFI Electric Relay Module Single Channel (Only 1 Set NO,NC,COM)	RELAY02		<p>[Product Name]: Signal Breaker Support 433 remoter connection Power Supply:AC85-250V [Output Voltage]: DC5-32V/USB5V [Product size]: 71 * 42 * 18mm (bare board) 72 * 45 * 29mm (with shell) 【 Wireless Type 】 : WI-FI2.4GHz Maximum load: 10A Wireless Standard: IEEE802.11 b/g/n [Operating environment]: Temperature -20~40 °C</p>		None	/

S/N	Name	Model	Picture	Technical Parameters	/	Link	Remark
106	DC5-32V WIFI Electric Relay Module With Cover Single Channel (Only 1 Set NO,NC,COM)	RELAY03		[Product Name]: Signal Breaker Support 433 remoter connection Power Supply:AC85-250V [Output Voltage]: DC5-32V/USB5V [Product size]: 71 * 42 * 18mm (bare board) 72 * 45 * 29mm (with shell) 【 Wireless Type 】 : WI-FI2.4GHz Maximum load: 10A Wireless Standard: IEEE802.11 b/g/n [Operating environment]:	/	None	/
107	DC5-32V WIFI Electric Relay Module 4 Channels (4 SetsNO,NC,COM)	RELAY04		[Product Name]: Signal Breaker Support 433 remoter connection Power Supply:AC85-250V [Output Voltage]: DC5-32V/USB5V [Product size]: 71 * 42 * 18mm (bare board)*4 【 Wireless Type 】 : WI-FI2.4GHz Maximum load: 10A Wireless Standard: IEEE802.11 b/g/n [Operating environment]:	/	None	/

S/N	Name	Model	Picture	Technical Parameters	/	Link	Remark
108	DC5-32V WIFI Electric Relay Module With Cover With Remoter 4 Channels (4 SetsNO,NC, COM)	RELAY04B		[Product Name]: Signal Breaker Support 433 remoter connection Power Supply:AC85-250V [Output Voltage]: DC5-32V/USB5V [Product size]: 71 * 42 * 18mm (bare board)*4 【 Wireless Type 】 : WI-FI2.4GHz Maximum load: 10A Wireless Standard: IEEE802.11 b/g/n [Operating environment]: Temperature -20~40 °C		None	/
109	DC5-32V WIFI Electric Relay Module With Cover 4 Channels (4 SetsNO,NC, COM)	RELAY04C		[Product Name]: Signal Breaker Support 433 remoter connection Power Supply:AC85-250V [Output Voltage]: DC5-32V/USB5V [Product size]: 71 * 42 * 18mm (bare board)*4 72 * 45 * 29mm*4 (with shell) 【 Wireless Type 】 : WI-FI2.4GHz Maximum load: 10A Wireless Standard: IEEE802.11 b/g/n [Operating environment]: Temperature -20~40 °C		None	/
110	Wifi to 43mhz RF bridge	BRIDGE-RF01		Power Supply: Micro USB 5V/1A Supported Radio: 315 & 433MHz RF Not support to learn rolling code and dynamic code Wireless Standard: 2.4G-WiFi 802.11 b/g/n Security Mechanism: WPA-PSK/WPA2-PSK		None	/

S/N	Name	Model	Picture	Technical Parameters	/	Link	Remark	
<div style="border: 1px solid orange; padding: 5px; display: inline-block;">Intelligent Lock</div>								
111	Fingerprint Door Lock TUYA WIFI	iL-Finger01		Quiescent current : $\leq 50\mu A$ Dynamic current : $\leq 180mA$ administrators : 10 groups fingerprints :50 groups Fingerprint + password + card capacity :250 groups Rejection rate $\leq 0.1\%$ False admission rate $\leq 0.0001\%$ Induction time ≤ 0.5 seconds Power supply type :6V Emergency power supply Typec 5V2A working temperature $-25^{\circ}C$ $\sim 60^{\circ}C$ Working relative humidity 20%~90%RH Low voltage alarm voltage 4.8 \pm 0.2V			None	/

S/N	Name	Model	Picture	Technical Parameters	/	Link	Remark
112	Door Lock with Camera Wifi Tuya Bluetooth Door Bell Password Smart Door Lock Handle	iL-FACE01		<p>Product Material Aluminum Alloy</p> <p>Lock Body 6068 Mortise Lock</p> <p>Size 390mm*75mm*75mm</p> <p>Network WIFI, Bluetooth</p> <p>User Capacity Fingerprint:100,Card+Password:200</p> <p>Function 11 language system Settings, 4.5 inch electronic screen, 1 million pixels,IPS screen TUYA View function, Emergency charging port, Free handle Design, Unlocking via mechanical key, IP56 dustproof and waterproof</p> <p>Door Type Wooden doors, iron doors, stainless steel doors, copper doors, aluminum doors, gates, metal doors</p>	/	None	/

S/N	Name	Model	Picture	Technical Parameters	/	Link	Remark
113		iL-FACE03		Face recognition + video intercom Size:388*76*22mm Material:High-strength aluminum alloy + IMD touch screen+ LED screen Color:Grey Unlocking mode Fingerprints, passwords, IC cards, faces, mechanical keys, WeChat applets, mobile APP, remote unlocking and capture Register capacity Face Capacity 100 (10 admins + 90 regular users) Fingerprint Capacity: 50 (10 Admins + 40 Admins) Password Capacity 110 (102 administrators + 8 ordinary users) Card Capacity 100 (ordinary users), 10 groups of administrators, and 90 groups of ordinary users Adaptive door thickness 40-120MM door thickness Battery Comes with a lithium battery; 4200 mAh Fingerprint head Semiconductor, fingerprint head Lock cylinder Class c true lock		None	/

