




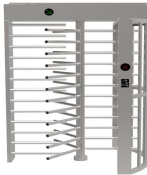


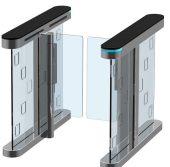
















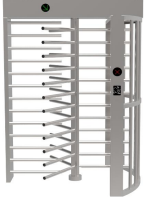







S/N	Name	Model	Picture	Technical Parameters	/	Link	Remark
②							
	<p align="center">Turnstile Gate Manufacturing Department sintronicturnstile.com</p>						
	<p align="center">Turnstile Gate E Catalog V5.0</p>						
Vertical Tripod		Long Bridge Tripod		Wing Turnstile	Half Height Turnstile	Full Height Turnstile	
							
Page 2				Page 3-4	Page 5-6		
Swing Turnstile					Sliding Turnstile	Speed Turnstile	
							
Page 7-8					Page 9	Page 10	
<p>1、Compatible with IC/ID,Magnetic card ,Barcode ,ESD and various Device 2、Brake rod stable runing without noisy voice and fast open 3、Comply with fire alarm function with emmergency power off function 4、Control chip board with memory and accounting function(Option) 5、Standard input and output interface for acce ss control solutions reserved by https://sintronictech.com</p>							





S/N	Name	Model	Picture	Technical Parameters	/	Link	Remark
Tripod Turnstile							
114	Vertical Tripod Turnstile	TP-VT01		Material:304 Stainless steel Single Core Size: 420x333x980mm Double Core Size:420x450x980mm Input Voltage: 110/220VAC,50HZ Entrance Width:≤550mm Service Life:≥5 million times	/	More Photo - >Click	Single Machine Core
		TP-VT02				More Photo - >Click	Double Machine Core
115	Tripod turnstile Octangle	TP-L01		Material:304 Stainless steel Size: 1200*280*980mm Input Voltage: 110/220VAC,50HZ Entrance Width:≤550mm Service Life:≥5 million times		More Photo - >Click	Single Machine Core
116	Tripod Turnstile Half Cover Arc	TP-L02		Material:304 Stainless steel Size: 1200*280*980mm Input Voltage: 110/220VAC,50HZ Entrance Width:≤550mm Service Life:≥5 million times		More Photo - >Click	Single Machine Core
117	Tripod Turnstile Whole cover arc	TP-L03		Material:304 Stainless steel Size: 1200*280*980mm Input Voltage: 110/220VAC,50HZ Entrance Width:≤550mm Service Life:≥5 million times1		None	Single Machine Core
118	Tripod turnstile Arched	TP-L04		Material:304 Stainless steel Size: 1200*280*980mm Input Voltage: 110/220VAC,50HZ Entrance Width:≤550mm Service Life:≥5 million times		More Photo - >Click	Single Machine Core

S/N	Name	Model	Picture	Technical Parameters	/	Link	Remark
Wing Turnstile							
119	Wing Turnstile Gates Half Cover Arc	WING101		Material:304 Stainless steel Size: 1200*280*980mm Input Voltage: 110/220VAC,50HZ Entrance Width:≤550mm Service Life:≥5 million times		More Photo - >Click	Single Machine Core
		WING102					Double Machine Core
120	Wing Turnstile Gates Octangle	WING103		Material:304 Stainless steel Size: 1200*280*980mm Input Voltage: 110/220VAC,50HZ Entrance Width:≤550mm Service Life:≥5 million times		More Photo - >Click	Single Machine Core
		WING104					Double Machine Core
121	Wing Turnstile Gates Sharp Angel	WING201		Material:304 Stainless steel Size: 1200*280*980mm Input Voltage: 110/220VAC,50HZ Entrance Width:≤550mm Service Life:≥5 million times		More Photo - >Click	Single Machine Core
		WING202					Double Machine Core
122	Wing Turnstile Gates Drum Type	WING301		Material:304 Stainless steel Size: 1200*280*980mm Input Voltage: 110/220VAC,50HZ Entrance Width:≤550mm Service Life:≥5 million times		More Photo - >Click	Single Machine Core
		WING302					Double Machine Core





S/N	Name	Model	Picture	Technical Parameters	/	Link	Remark
123	Wing Turnstile Gates Egg Type	WING401		Material:304 Stainless steel Size: 1200*280*980mm Input Voltage: 110/220VAC,50HZ Entrance Width:≤550mm Service Life:≥5million times	/	More Photo - >Click	Single Machine Core
		WING402					Double Machine Core
124	Wing Turnstile Gates Butterfly Type	WING501		Material:304 Stainless steel Size: 1200*280*980mm Input Voltage: 110/220VAC,50HZ Entrance Width:≤550mm Service Life:≥5 million times		None	Single Machine Core
		WING502					Double Machine Core
125	Double Wing Turnstile Gates Egg Type	WING601		Material:304 Stainless steel Size: 1200*280*980mm Input Voltage: 110/220VAC,50HZ Entrance Width:≤900mm Service Life:≥5million times		None	Single Machine Core
		WING602					Double Machine Core
126	Wing Turnstile Gates Boat Type	WING701		Material:304 Stainless steel Size: 1200*280*980mm Input Voltage: 110/220VAC,50HZ Entrance Width:≤550mm Service Life:≥5million times		None	Single Machine Core
		WING702					Double Machine Core






S/N	Name	Model	Picture	Technical Parameters	/	Link	Remark
Half Height Turnstile							
127	Half Height Turnstile	HALF01		SizeMaterial:304 Stainless steel Size: :1500*1200*280mm Input Voltage: 110/220VAC,50HZ Service Life:≥5million times	/	More Photo ->Click	Single Machine Core
Full Height Turnstile Gate							
128	One way Full Height Turnstile 90 Degree Head	FULL90		SizeMaterial:304 Stainless steel Size: :1630*1500*2300 Input Voltage: 110/220VAC,50HZ Service Life:≥5million times			Single Machine Core
129	One way Full Height Turnstile 120 degree head	FULL120		SizeMaterial:304 Stainless steel Size: :1600*1500*2300 Input Voltage: 110/220VAC,50HZ Service Life:≥5million times			Single Machine Core


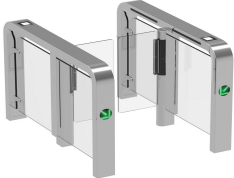
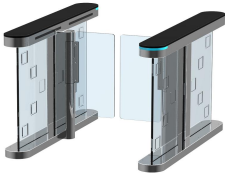


S/N	Name	Model	Picture	Technical Parameters	/	Link	Remark
130	One way Full Height Turnstile Square Head	FULL101		SizeMaterial:304 Stainless steel Size: :1450*1450*2300 Input Voltage: 110/220VAC,50HZ Service Life:≥5million times	/	More Photo ->Click	Single Machine Core
131	2 way Full Height Turnstile Square Head	FULL102		SizeMaterial:304 Stainless steel Size: :1450*2300*2300 Input Voltage: 110/220VAC,50HZ Service Life:≥5million times	/		Single Machine Core
132	2 way Full Height Turnstile Arched Head	FULL202		SizeMaterial:304 Stainless steel Size: :1300*2300*2200 Input Voltage: 110/220VAC,50HZ Service Life:≥6million times	/		Single Machine Core
133	3 way Full Height Turnstile Arched Head	FULL301		SizeMaterial:304 Stainless steel Size: :1400*2300*2200 Input Voltage: 110/220VAC,50HZ Service Life:≥6million times	/		Single Machine Core

S/N	Name	Model	Picture	Technical Parameters	/	Link	Remark
Swing Turnstile							
134	Swing Turnstile Gates Octangle	SWING101		Material:304 Stainless steel Size: 1200*280*1000mm Input Voltage: 110/220VAC,50HZ Entrance Width:≤850mm Service Life:≥5 million times			Single Machine Core
		SWING102					Double Machine Core
135	Swing Turnstile Gates Half Cover Arc	SWING201		Material:304 Stainless steel Size: 1200*280*1000mm Input Voltage: 110/220VAC,50HZ Entrance Width:≤850mm Service Life:≥5million times			Single Machine Core
		SWING202					Double Machine Core
136	Swing Turnstile Gates Round Arc Gap	SWING301		Material:304 Stainless steel Size: 1200*280*1000mm Input Voltage: 110/220VAC,50HZ Entrance Width:≤850mm Service Life:≥5million times			Single Machine Core
		SWING302					Double Machine Core
137	Swing Turnstile Gates Carve	SWING401		Material:304 Stainless steel Size: 1400*280*1000mm Input Voltage: 110/220VAC,50HZ Entrance Width:≤650mm Service Life:≥5million times			Single Machine Core
		SWING402					Double Machine Core

[More Photo ->Click](#)

S/N	Name	Model	Picture	Technical Parameters	/	Link	Remark
138	Mini Acrylic Flap Swing Turnstile Gates Whole Cover Arc	SWING501		Material:304 Stainless steel Size: 1200*200*1000 Input Voltage: 110/220VAC,50HZ Entrance Width:≤370mm Service Life:≥5million times	/		Single Machine Core
		SWING502					Double Machine Core
139	Mini Acrylic Flap Swing Turnstile Gates Bevel ARC	SWING601		Material:304 Stainless steel Size: 1200*200*1000 Input Voltage: 110/220VAC,50HZ Entrance Width:≤370mm Service Life:≥5million times	/		Single Machine Core
		SWING602					Double Machine Core
140	Swing Turnstile Gates Vertical	SWING01		Material:304 Stainless steel Size:420*330*1000MM Input Voltage: 110/220VAC,50HZ Entrance Width:≤850mm Service Life:≥5 million times	/		Single Machine Core
141	Supermarket Revolving Gates RFID Round Cylinder	SWING02		Material:304 Stainless steel Size: 168*1050mm Input Voltage: 110/220VAC,50HZ Entrance Width:≤850mm Service Life:≥5million times	/	More Photo - >Click	/

S/N	Name	Model	Picture	Technical Parameters	/	Link	Remark
Sliding Turnstile							
142	Flap Sliding gate turnstile Octangle	SLIDING01		Material:304 Stainless steel Size: 1200*330*980mm Input Voltage: 110/220VAC,50HZ Entrance Width:≤550mm Service Life:≥5million times			Single Machine Core
		SLIDING02					Double Machine Core
143	Flap Sliding gate turnstile Whole Cover Arc	SLIDING101		Material:304 Stainless steel Size: 1200*330*980mm Input Voltage: 110/220VAC,50HZ Entrance Width:≤550mm Service Life:≥5million times			Single Machine Core
		SLIDING102					Double Machine Core
144	Flap Sliding gate turnstile Drum	SLIDING201		Material:304 Stainless steel Size: 1200*330*980mm Input Voltage: 110/220VAC,50HZ Entrance Width:≤550mm Service Life:≥5million times			Single Machine Core
		SLIDING202					Double Machine Core
145	Flap Sliding gate turnstile Rainbow	#NAME?		Material:304 Stainless steel Size: 1200*330*980mm Input Voltage: 110/220VAC,50HZ Entrance Width:≤550mm Service Life:≥5million times			Single Machine Core
		SLIDING302					Double Machine Core
146	Flap Sliding gate turnstile Luxury	SLIDING501		Material:304 Stainless steel Size: 1200*330*980mm Input Voltage: 110/220VAC,50HZ Entrance Width:≤550mm Service Life:≥5million times			Single Machine Core
		SLIDING502					Double Machine Core

S/N	Name	Model	Picture	Technical Parameters	/	Link	Remark
Speed Turnstile							
147	Speed Turnstile Gates Whole Cover Arc	TS-SPEED01		Material:304 Stainless steel Size: 1400*180*1000mm Input Voltage: 110/220VAC,50HZ Entrance Width:≤350mm Service Life:≥5million times			Single Machine Core
		TS-SPEED02					Double Machine Core
148	Speed Turnstile Gates Arched Type	TS-SPEED101		Material:304 Stainless steel Size: 1400*180*1000mm Input Voltage: 110/220VAC,50HZ Entrance Width:≤350mm Service Life:≥5million times			Single Machine Core
		TS-SPEED102					Double Machine Core
149	Speed Turnstile Gates Luxury	TS-SPEED201		Material:304 Stainless steel Size: 1400*180*1000mm Input Voltage: 110/220VAC,50HZ Entrance Width:≤350mm Service Life:≥5million times			Single Machine Core
		TS-SPEED202					Double Machine Core
150	Speed Turnstile Gates Round Cylinder	TS-SPEED301		Material:304 Stainless steel Size: 168*1000mm Input Voltage: 110/220VAC,50HZ Entrance Width:≤350mm Service Life:≥5million times			Single Machine Core
151	Drop Arm gate turnstile Octangle	TS-SPEED401		Material:304 Stainless steel Size: 1200*200*980mm Input Voltage: 110/220VAC,50HZ Entrance Width:≤600mm Service Life:≥5million times			Single Machine Core
		TS-SPEED402					Double Machine Core

[More Photo ->Click](#)